



## sun | power v l

Series OPzS/OPzS bloc

Vented lead-acid batteries  
for cyclic applications

Similar to the illustration

## sun | power v L Series OPzS

### Typical applications:

- Village power supplies
- Hybrid systems
- Peak Shaving/voltage stabilisation
- Stations for mobile communications
- Sustainable tourism
- Cathodic corrosion protection
- Pumping systems

### Your benefits:

- Highest cycle stability during PSoC<sup>1</sup> operation – due to tubular plate design with efficient charge current acceptance
- Maximum energy efficiency by optimised electrolyte recirculation **sun | air** prepared as standard
- Maximum compatibility – dimensions according to DIN 40736-1
- Higher short-circuit safety even during the installation – based on HOPPECKE system connectors

## sun | power v L Series OPzS bloc

### Typical applications:

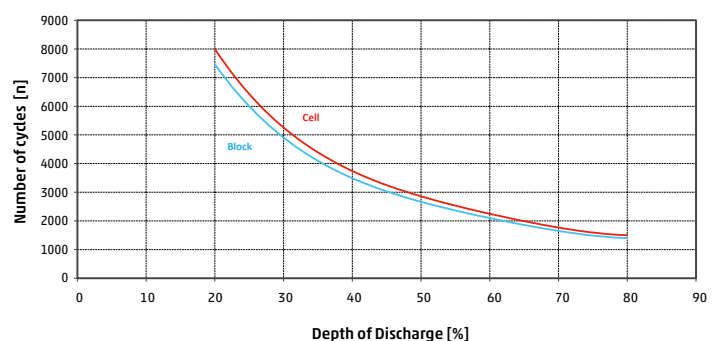
- Solar home storage systems
- Street lighting
- Signalling systems
- Medical care facilities
- Hybrid systems
- Stations of mobile communications

### Your benefits:

- Very high cycle stability during PSoC<sup>1</sup> operation – due to tubular plate design with efficient charge current acceptance
- Maximum compatibility – dimensions according to DIN 40737-3
- Easy assembly and installation – battery lid with integral handle
- Higher short-circuit safety even during the installation – based on HOPPECKE system connectors



### Service life in cycles and Depth of Discharge



<sup>1</sup> Partial State of Charge



## Capacities, dimensions and weights

Series OPzS bloc	Nominal voltage V	C <sub>100</sub> /1.85 V Ah	C <sub>50</sub> /1.85 V Ah	C <sub>24</sub> /1.83 V Ah	C <sub>10</sub> /1.80 V Ah	C <sub>5</sub> /1.77 V Ah	ca. Weight kg	Weight electrolyte kg (1.24 kg/l)	max.* Length L mm	max.* Width W mm	max.* Height H mm	Fig.
sun   power vL 12-70	12	70	65	60	50	44	37.0	15.0	272	205	383	A
sun   power vL 12-130	12	130	130	120	101	88	48.0	13.0	272	205	383	A
sun   power vL 12-200	12	200	190	180	151	132	68.0	18.0	380	205	383	A
sun   power vL 6-270	6	270	255	240	202	176	47.0	13.0	272	205	383	B
sun   power vL 6-330	6	330	320	298	252	220	61.0	20.0	380	205	383	B
sun   power vL 6-400	6	400	380	358	302	264	67.0	18.0	380	205	383	B
Series OPzS												
sun   power vL 2-280	2	280	265	245	213	182	17.1	4.5	105	208	420	C
sun   power vL 2-350	2	350	330	307	266	227	20.7	5.6	126	208	420	C
sun   power vL 2-420	2	420	395	370	320	273	24.6	6.7	147	208	420	C
sun   power vL 2-520	2	520	490	454	390	345	29.1	8.5	126	208	535	C
sun   power vL 2-620	2	620	585	542	468	414	34.1	10.1	147	208	535	C
sun   power vL 2-730	2	730	685	634	546	483	39.2	11.7	168	208	535	C
sun   power vL 2-910	2	910	860	797	686	590	46.1	13.3	147	208	710	C
sun   power vL 2-1070	2	1070	1002	930	801	691	59.1	16.7	215	193	710	D
sun   power vL 2-1220	2	1220	1145	1063	915	790	63.1	17.3	215	193	710	D
sun   power vL 2-1370	2	1370	1283	1192	1026	887	72.4	20.5	215	235	710	D
sun   power vL 2-1520	2	1520	1425	1325	1140	985	76.4	21.1	215	235	710	D
sun   power vL 2-1670	2	1670	1572	1459	1256	1086	86.6	25.2	215	277	710	D
sun   power vL 2-1820	2	1820	1715	1591	1370	1185	90.6	25.8	215	277	710	D
sun   power vL 2-2170	2	2170	2010	1843	1610	1400	110.4	32.7	215	277	855	D
sun   power vL 2-2540	2	2540	2349	2163	1881	1632	142.3	46.2	215	400	815	E
sun   power vL 2-2900	2	2900	2685	2472	2150	1865	150.9	45.9	215	400	815	E
sun   power vL 2-3250	2	3250	3015	2765	2412	2097	179.1	56.4	215	490	815	F
sun   power vL 2-3610	2	3610	3350	3072	2680	2330	187.3	55.7	215	490	815	F
sun   power vL 2-3980	2	3980	3685	3382	2952	2562	212.5	67.0	215	580	815	F
sun   power vL 2-4340	2	4340	4020	3696	3220	2795	221.2	66.4	215	580	815	F
sun   power vL 2-4700	2	4700	4355	4004	3488	3028	229.6	65.4	215	580	815	F

C<sub>100</sub>, C<sub>50</sub>, C<sub>24</sub>, C<sub>10</sub> and C<sub>5</sub> = Capacity at 100 h, 50 h, 24 h, 10 h and 5 h discharge

\* According to DIN 40736-1 data to be understood as maximum values.

Fig. A Series OPzS bloc

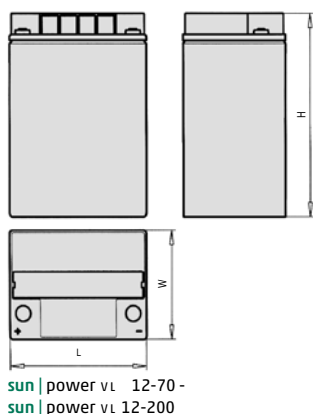


Fig. B Series OPzS bloc

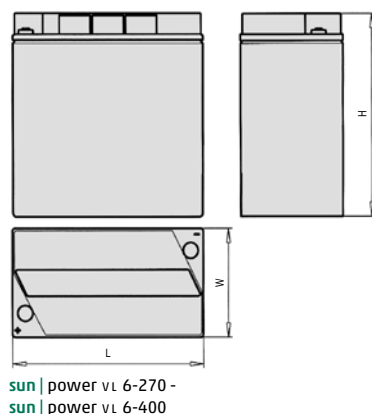


Fig. C Series OPzS

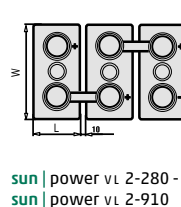


Fig. D Series OPzS

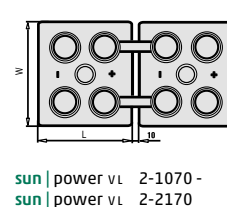


Fig. E Series OPzS

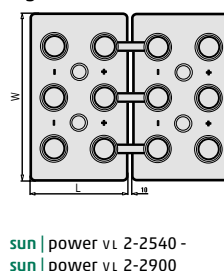
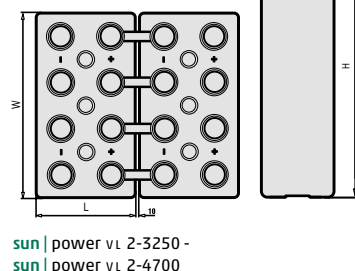


Fig. F Series OPzS



**Optimal environmental compatibility –  
closed loop for recovery of materials in an accredited recycling system**  
IEC 60896-11 · IEC 61427

HOPPECKE Batterien GmbH & Co. KG  
Bontkirchener Str. 1  
D - 59929 Brilon  
Germany  
Tel: +49 (0) 2963 61-374  
Fax: +49 (0) 2963 61-270  
E-Mail: solar@hoppecke.com

